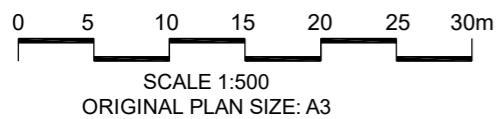
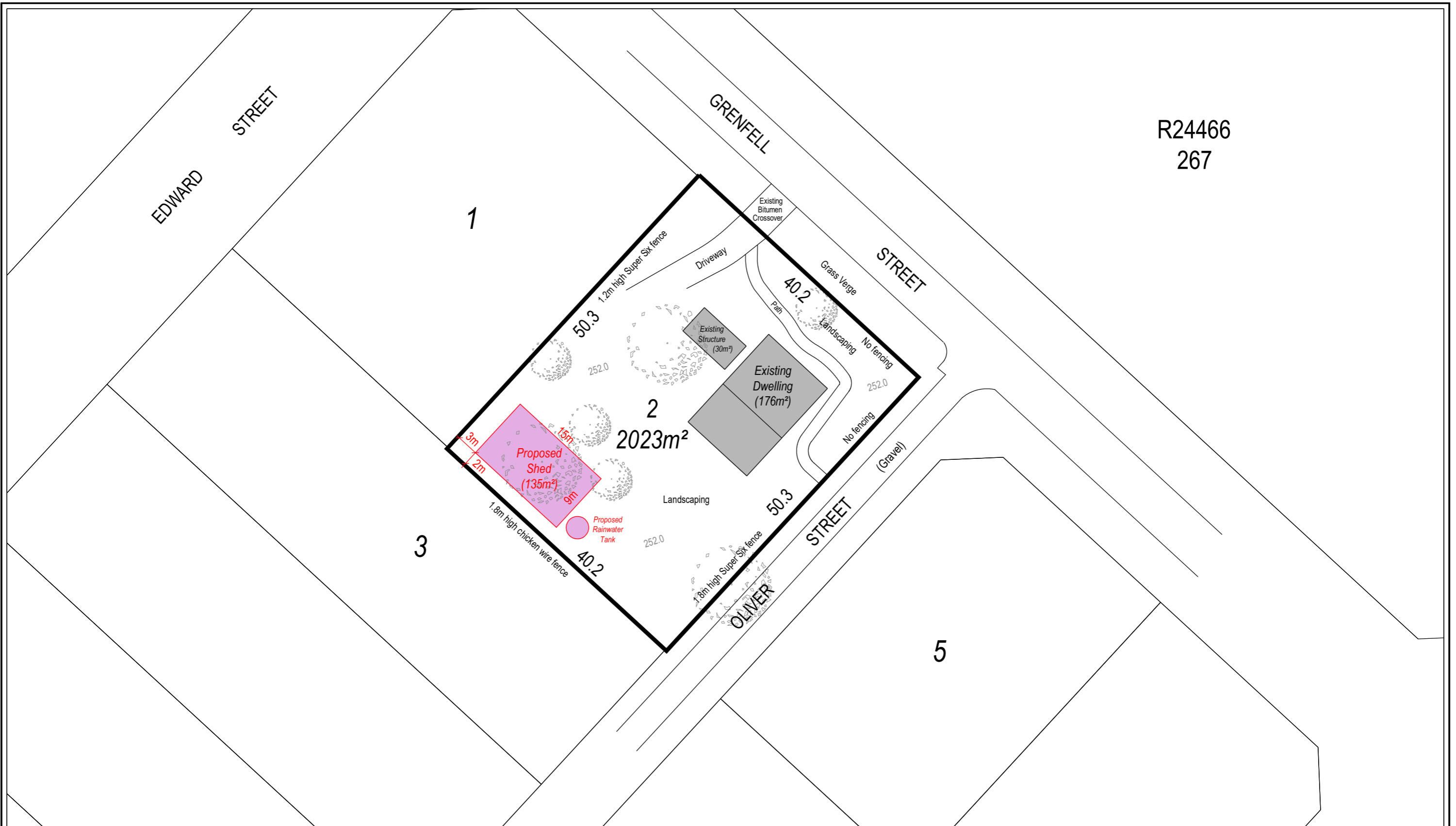


R24466
267



- Note:
1. Proposed open bay shed will be 9mW x 15mL x 4.5mH (135m²).
 2. The proposed shed will be constructed using a steel frame and covered with Custom Orb Zinalume walls and roof.
 3. The proposed shed will have no roller doors or access doors.
 4. The proposed shed will be constructed on bare earth.
 5. The approximate finished floor level will be 252m AHD.
 6. Stormwater will be collected in a rainwater tank.
 7. The proposed shed will be used as a workshop and to store vehicles.

DATE: 02.08.2023




NORTH

PREPARED FOR:
Terry Warren
E terlea.transport@hotmail.com
M 0429 396 875

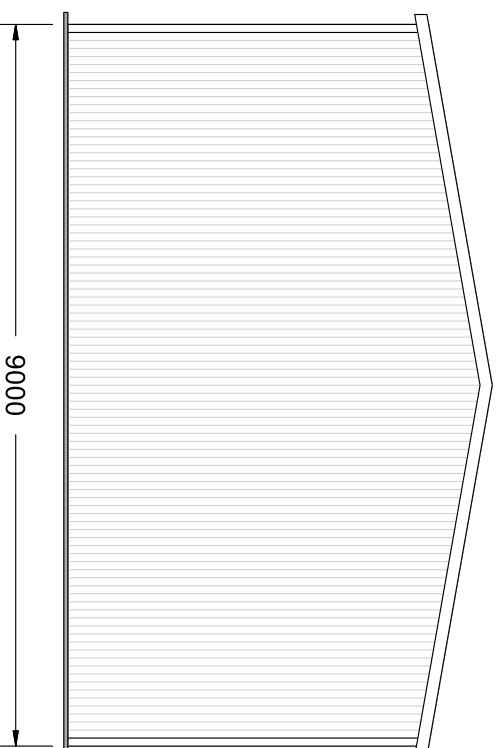
NOTE:
Dimensions and areas subject to survey.

PROPOSED SHED SITE PLAN

LOT 2 (No. 25) GRENFELL ROAD
CRANBROOK
Shire of Cranbrook



FRONT ELEVATION



REAR ELEVATION

PLANS DRAWN BY



BUILDINGS

P 1300 553 779 F 1300 554 882
E james@nowbuildings.com.au
www.nowbuildings.com.au

JOB DETAILS

PROPOSED PROJECT: Warren034520 | 9m x 15m x 4.5m - Open Bay Building

CUSTOMER: Terry Warren, Terry Warren

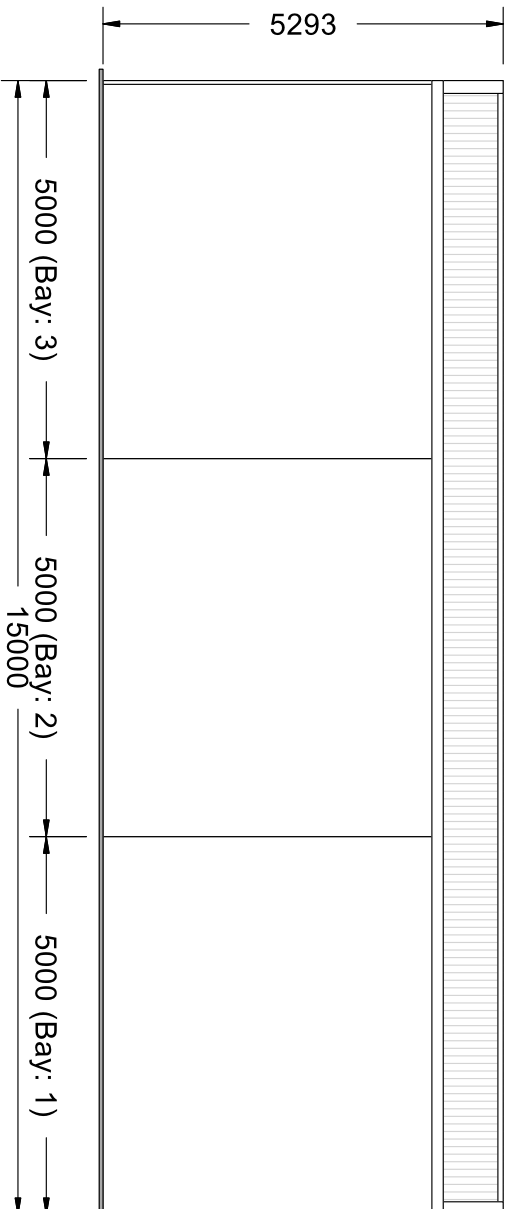
SITE: 25 Grenfell Street, Cranbrook, WA, 6321

DRAWING DETAILS

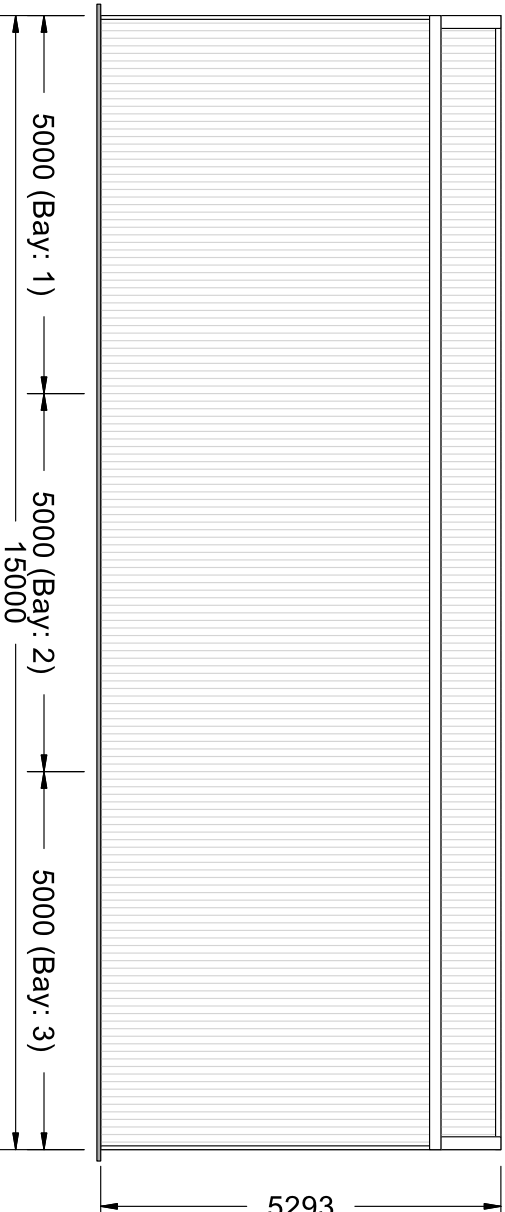
DRAWING NO.: AP34520

DRAWING TYPE: Architectural Drawings

DRAWING SCALE: 1:93



LEFT ELEVATION



RIGHT ELEVATION

PLANS DRAWN BY



BUILDINGS

P 1300 553 779 F 1300 554 882
E james@nowbuildings.com.au
www.nowbuildings.com.au

JOB DETAILS

PROPOSED PROJECT: Warren034520 | 9m x 15m x 4.5m - Open Bay Building

CUSTOMER: Terry Warren, Terry Warren

SITE: 25 Grenfell Street, Cranbrook, WA, 6321

DRAWING DETAILS

DRAWING NO.: AP34520

DRAWING TYPE: Architectural Drawings

DRAWING SCALE: 1:98

PROPOSED PROJECT: Warre034520 | 9m x 15m x 4.5m - Open Bay Building

CUSTOMER: Terry Warren, Terry Warren

SITE: 25 Grenfell Street, Cranbrook, WA, 6321

DRAWING NO.: AP34520

DRAWING TYPE: Architectural Drawings

DRAWING SCALE: 1:87

